

## Misure tecniche Misure in mm - Riserva di modifiche senza preavviso

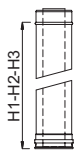
COASSIALE PLASTICA PP-INOX



### PCTV

Terminale verticale inox

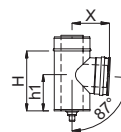
Øi	60	80
H	200	200
ØA	160	160



### PC100 / PC50 / PC25

Diritto 950/450/200 mm utili

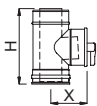
Øi	60	80
H1	950	950
H2	450	450
H3	200	200



### PCTSC

Elemento a T 87° con scarico condensa

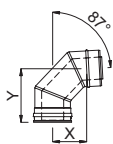
Øi	60	80
H	279	217
h1	139	115
X	121	135



### PCI/T

Ispezione con tappo

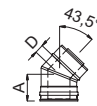
Øi	60	80
H	279	217
X	121	125



### PCG87

Gomito a 87°

Øi	60	80
X	80	145
Y	140	175



### PCG45

Gomito a 45°

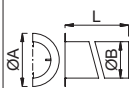
Øi	60	80
A	85	90
D	35	40



### PCAD

Adattatore caldaia

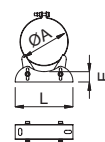
Øi	60	80
H	140	100



### PCPME

Passaggio a muro esterno

Øi	80
ØA	250
ØB	150
L	300



### PLSR

Staffa a parete regolabile.

Da posizionare ogni 1,5 m in orizzontale e 2 m in verticale

Øi	60	80
ØA	100	130
L	142	142
E	30-55	30-55