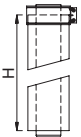
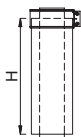
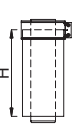
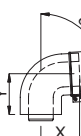

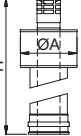
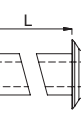
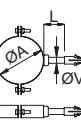

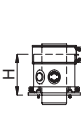
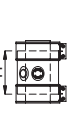
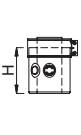
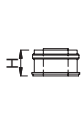

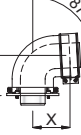


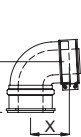


Misure tecniche Misure in mm - Riserva di modifiche senza preavviso

 <p>CB100 Diritto 960 mm utili</p> <table border="1"> <tr><td>Øi</td><td>60</td></tr> <tr><td>H</td><td>960</td></tr> </table>	Øi	60	H	960	 <p>CB50 Diritto 460 mm utili</p> <table border="1"> <tr><td>Øi</td><td>60</td></tr> <tr><td>H</td><td>460</td></tr> </table>	Øi	60	H	460	 <p>CB25 Diritto 210 mm utili</p> <table border="1"> <tr><td>Øi</td><td>60</td></tr> <tr><td>H</td><td>210</td></tr> </table>	Øi	60	H	210						
Øi	60																			
H	960																			
Øi	60																			
H	460																			
Øi	60																			
H	210																			
 <p>CBG87 Gomito a 87°</p> <table border="1"> <tr><td>Øi</td><td>60</td></tr> <tr><td>X</td><td>94</td></tr> <tr><td>Y</td><td>94</td></tr> </table>	Øi	60	X	94	Y	94	 <p>CBG45 Gomito a 45°</p> <table border="1"> <tr><td>Øi</td><td>60</td></tr> <tr><td>A</td><td>60</td></tr> <tr><td>D</td><td>60</td></tr> </table>	Øi	60	A	60	D	60	 <p>CBTVK Terminale verticale in inox. Elemento da fissare con l'elemento diritto CB con una fascia di sicurezza inox PLFS-100 e da staffare con collare PLCP-100 o staffa PLSR-100</p> <table border="1"> <tr><td>Øi</td><td>60</td></tr> <tr><td>H</td><td>1135</td></tr> <tr><td>ØA</td><td>160</td></tr> </table>	Øi	60	H	1135	ØA	160
Øi	60																			
X	94																			
Y	94																			
Øi	60																			
A	60																			
D	60																			
Øi	60																			
H	1135																			
ØA	160																			
 <p>CBTO Terminale orizzontale antivento. Rosone termoplastico di alta qualità resistente ai raggi UV e alle condense acide per la protezione e copertura del foro</p> <table border="1"> <tr><td>Øi</td><td>60</td></tr> <tr><td>L</td><td>655</td></tr> </table>	Øi	60	L	655	 <p>B/PLCP Collare a parete. Da posizionare 1 ogni 1 m. Utilizzare viti e tasselli adeguati alla tipologia di parete/soffitto</p> <table border="1"> <tr><td>Øi</td><td>60</td></tr> <tr><td>ØA</td><td>100</td></tr> <tr><td>L</td><td>40</td></tr> <tr><td>ØV</td><td>8</td></tr> </table>	Øi	60	ØA	100	L	40	ØV	8	 <p>PRRT1 Rosone a parete in gomma</p> <table border="1"> <tr><td>Øi</td><td>60</td></tr> <tr><td>ØA</td><td>100</td></tr> <tr><td>ØB</td><td>165</td></tr> </table>	Øi	60	ØA	100	ØB	165
Øi	60																			
L	655																			
Øi	60																			
ØA	100																			
L	40																			
ØV	8																			
Øi	60																			
ØA	100																			
ØB	165																			
 <p>CBPV1 Attacco caldaia. Elemento fornito di attacco con flangia Ø128 e prelievi fumiliaria</p> <table border="1"> <tr><td>Øi</td><td>60</td></tr> <tr><td>H</td><td>100</td></tr> </table> <p>compatibile con: BALTUR-BIASI-FERROLI-FONDITAL-ITALTHERM JOANNES- LAMBORGHINI-NOVA FLORIDA RADIANT-SAVIO-SILE-SIME-UNICAL-VAILLANT</p>	Øi	60	H	100	 <p>CBPV2 Attacco caldaia. Elemento fornito di attacco con manicotto di giunzione e prelievi fumiliaria</p> <table border="1"> <tr><td>Øi</td><td>60</td></tr> <tr><td>H</td><td>100</td></tr> </table> <p>compatibile con: ARISTON-BERETTA-CHAFFOTEAUX ECOFLAM-RHEEM RADI-RIELLO-SYLBER VAILLANT</p>	Øi	60	H	100	 <p>CBPV3 Attacco caldaia. Elemento fornito di attacco con bicchiere maschio e prelievi fumiliaria</p> <table border="1"> <tr><td>Øi</td><td>60</td></tr> <tr><td>H</td><td>100</td></tr> </table> <p>compatibile con: ARGO-BAXI-ROCA-VEISSMANN</p>	Øi	60	H	100						
Øi	60																			
H	100																			
Øi	60																			
H	100																			
Øi	60																			
H	100																			
 <p>CBPV4 Attacco caldaia. Elemento fornito di attacco con flangia e bicchiere femmina senza prelievi fumiliaria</p> <table border="1"> <tr><td>Øi</td><td>60</td></tr> <tr><td>H</td><td>65</td></tr> </table> <p>compatibile con: IMMERGAS</p>	Øi	60	H	65	 <p>CBPV5 Attacco caldaia. Elemento fornito di attacco con flangia circolare e bicchiere femmina senza prelievi fumiliaria</p> <table border="1"> <tr><td>Øi</td><td>60</td></tr> <tr><td>H</td><td>125</td></tr> </table> <p>compatibile con: JUNKERS-BOSCH</p>	Øi	60	H	125	 <p>CBG87P1 Gomito attacco caldaia. Elemento fornito di attacco con flangia Ø128 e prelievi fumiliaria</p> <table border="1"> <tr><td>Øi</td><td>60</td></tr> <tr><td>X</td><td>94</td></tr> <tr><td>Y</td><td>89</td></tr> </table> <p>compatibile con: BALTUR-BIASI-FERROLI-FONDITAL-ITALTHERM JOANNES-LAMBORGHINI-NOVA FLORIDA RADIANT-SAVIO-SILE-SIME-UNICAL</p>	Øi	60	X	94	Y	89				
Øi	60																			
H	65																			
Øi	60																			
H	125																			
Øi	60																			
X	94																			
Y	89																			
 <p>CBG87P2 Gomito attacco caldaia. Elemento fornito di attacco con manicotto di giunzione senza prelievi fumiliaria</p> <table border="1"> <tr><td>Øi</td><td>60</td></tr> <tr><td>X</td><td>94</td></tr> <tr><td>Y</td><td>89</td></tr> </table> <p>compatibile con: ARISTON-BERETTA-CHAFFOTEAUX ECOFLAM-RHEEM RADI-RIELLO-SYLBER</p>	Øi	60	X	94	Y	89	 <p>CBG87P2V Gomito attacco caldaia. Elemento fornito di attacco con manicotto di giunzione senza prelievi fumiliaria</p> <table border="1"> <tr><td>Øi</td><td>60</td></tr> <tr><td>X</td><td>94</td></tr> <tr><td>Y</td><td>94</td></tr> </table> <p>compatibile con: VAILLANT</p>	Øi	60	X	94	Y	94	 <p>CBG87P4 Gomito attacco caldaia. Elemento fornito di attacco con flangia senza prelievi fumiliaria</p> <table border="1"> <tr><td>Øi</td><td>60</td></tr> <tr><td>X</td><td>94</td></tr> <tr><td>Y</td><td>125</td></tr> </table> <p>compatibile con: IMMERGAS</p>	Øi	60	X	94	Y	125
Øi	60																			
X	94																			
Y	89																			
Øi	60																			
X	94																			
Y	94																			
Øi	60																			
X	94																			
Y	125																			